

Nevjabai Hitkarini College, Bramhapuri

Analysis of Student's Feedback on Teaching- Learning Process (Overall performance of the college)

Academic Session 2021-22

The college has obtained feedback on the teaching- learning process from students through questionnaires. There are 21 questions in the feedback form. For each question there are five responses and students have been free to choose the most appropriate responses. Collection of feedback forms has been done from students of all the streams. The analysis of feedback forms is also done. Following is the percentage wise analysis of the responses to the questions marked by the Students.

Sr. No.	Questions/ Responses	4	3	2	1	0
1.	How much of the syllabus was covered in the class?	85- 100%	70 - 84%	55 - 69%	30 - 54%	Below 30%
		58.3%	26.2%	9.7%	3.4%	2.4%
2.	How well did the teachers prepare for the classes?	Thoroughly	Satisfactorily	Poorly	Indifferently	Won't teach at all
		45.5%	45.9%	7.2%	0.7%	0.7%
3.	How well were the teachers able to communicate?	Always Effective	Sometimes Effective	Just Satisfactorily	Generally Ineffective	Very poor
		69.7%	17.2%	8.6%	2.1%	2.4%
4.	The teacher's approach to teaching can best be described as	Excellent	Very Good	Good	Fair	Poor
		49.7%	34.8%	13.4%	0.7%	1.4%
5.	Fairness of the internal evaluation process by the teachers.	Always Fair	Usually Fair	Sometimes Unfair	Usually Unfair	Unfair
		71%	20.3%	5.5%	1.7%	1.4%

6.	Was your performance in the assignments discussed with you?	Every time	Usually	Sometimes	Rarely	Never
		70.3%	18.3%	5.9%	3.8%	1.7%
7.	The institute takes active interest in promoting internship, student exchange, field visit opportunities	Regularly	Often	Sometimes	Rarely	Never
		73.4%	11.4%	11%	2.1%	2.1%
8.	The teaching and mentoring process in your institution facilitates you in cognitive, social and emotional growth.	Significantly	Very well	Moderately	Marginally	Not at all
		51.4%	39%	4.8%	0.3%	4.5%
9.	The institution provides multiple opportunities to learn and grow.	Strongly Agree	Agree	Neutral	Disagree	Strongly disagree
		51%	36.2%	8.6%	2.8%	1.4%
10.	Teachers inform you about your expected competencies, course outcomes and programme outcomes.	Every time	Usually	Sometimes	Rarely	Never
		66.6%	23.1%	5.2%	2.8%	2.4%
11.	Your mentor does a necessary follow-up with an assigned task to you.	Every time	Usually	Sometimes	Rarely	I don't have a mentor
		65.9%	24.1%	4.8%	1.7%	3.4%
12.	The teachers illustrate the concepts through examples and applications.	Every time	Usually	Sometimes	Rarely	Never
		63.1%	24.1%	10%	1.4%	1.4%
13.	The teachers identify your strengths and encourage you with providing right level of challenges.	Fully	Reasonably	Partially	Slightly	Unable to
		67.6%	21.7%	5.9%	3.1%	1.7%
14.	Teachers are able to identify your weaknesses and help you to overcome them.	Every time	Usually	Sometimes	Rarely	Never
		64.1%	20.3%	10%	2.1%	3.4%
15.	The institution makes effort to engage students in the monitoring, review and continuous quality	Strongly agree	Agree	Neutral	Disagree	Strongly disagree
		58.3%	31.4%	6.9%	2.1%	1.4%

	improvement.					
16.	The institute/ teachers use student centric methods, such as experiential learning, participative learning and problem solving methodologies	To a great extent	Moderate	Some what	Very little	Not at all
		61.4%	27.6%	5.5%	4.1%	1.4%
17.	Teachers encourage you to participate in extracurricular activities.	Strongly Agree	Agree	Neutral	Disagree	Strongly disagree
		62.4%	27.2%	6.9%	1.4%	2.1%
18.	Efforts are made by the institute/ teachers to inculcate soft skills, life skills and employability skills to make you ready for the world of work.	To a great extent	Moderate	Some what	Very Little	Not at all
		61.7%	27.2%	6.6%	1.4%	3.1%
19.	What percentage of teachers use ICT tools such as LCD projector, Multimedia, etc. while teaching.	Above 90%	70-89%	50-69%	30-49%	Below 29%
		50.7%	31.4%	9.3%	4.1%	4.5%
20.	The overall quality of teaching-learning process in your institute is very good.	Strongly agree	Agree	Neutral	Disagree	Strongly disagree
		56.6%	30%	9.3%	2.1%	2.1%

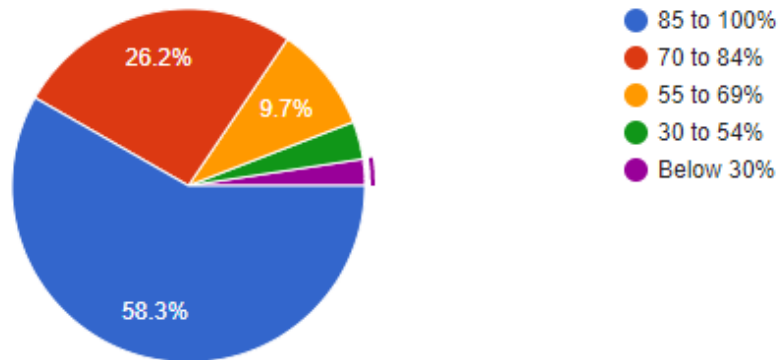
According to the analysis, the following major points have been noticed.

- ✓ The teaching-learning system of the college is up to date.
- ✓ Overall performance of the college is remarkable.
- ✓ Most of the students strongly agree with the questionnaire provided to them.
- ✓ Students suggested that there is a need for new activities which enhances the student's employability.
- ✓ They also suggested that there should be more space for the reading room in the library.
- ✓ Some students suggested that there is need for more ICT enabled classrooms in the college.

Teaching-Learning and Evaluation

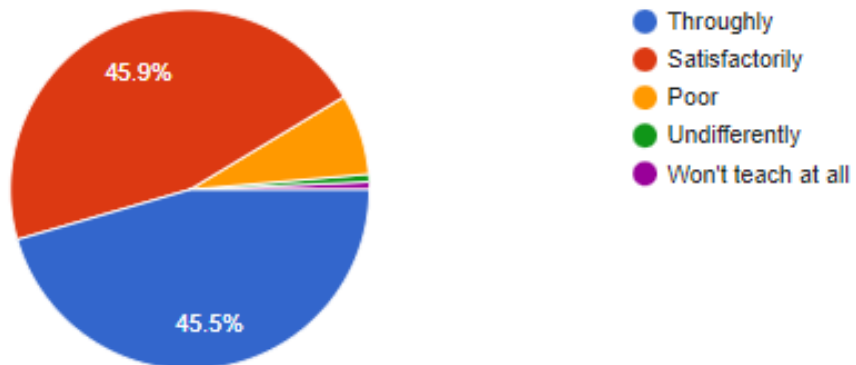
1. How much of the syllabus was covered in the class?

290 responses



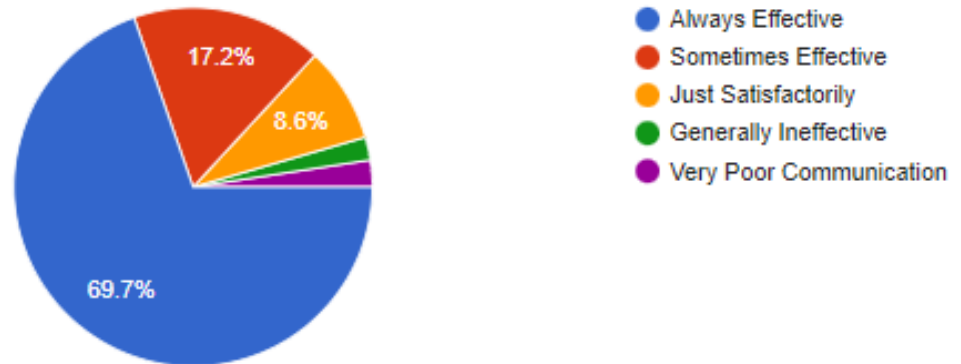
2. How well did the teachers prepare for the classes?

290 responses



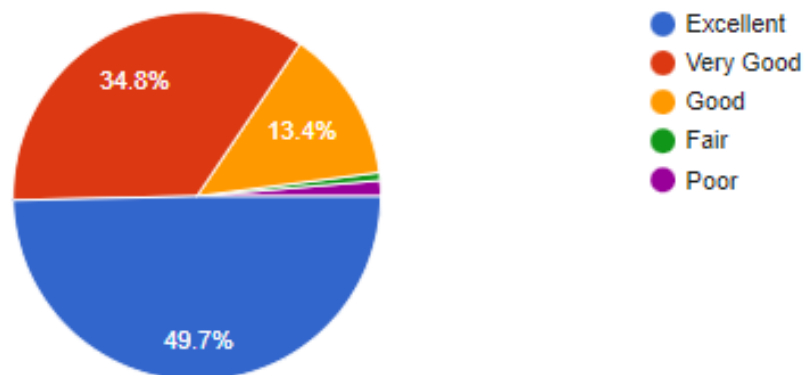
3. How well were the teachers able to communicate?

290 responses



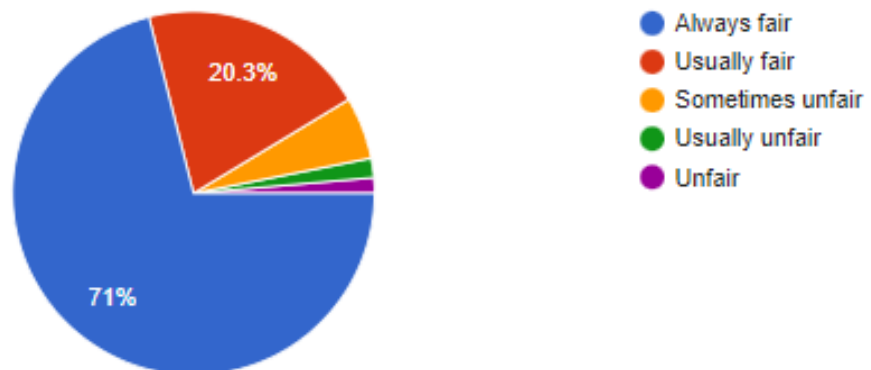
4. The teacher's approach to teaching can best be described as

290 responses



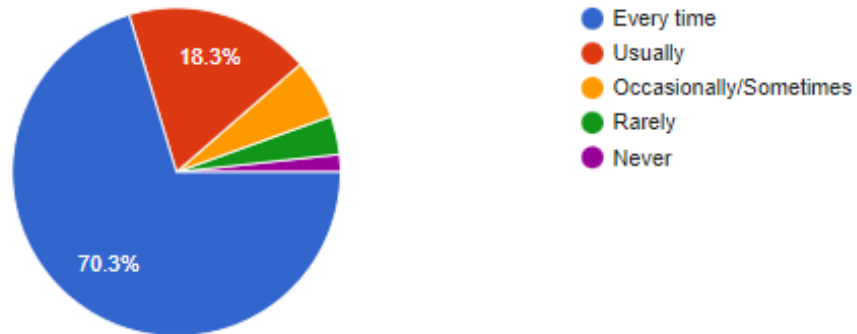
5. Fairness of the internal evaluation process by the teachers.

290 responses



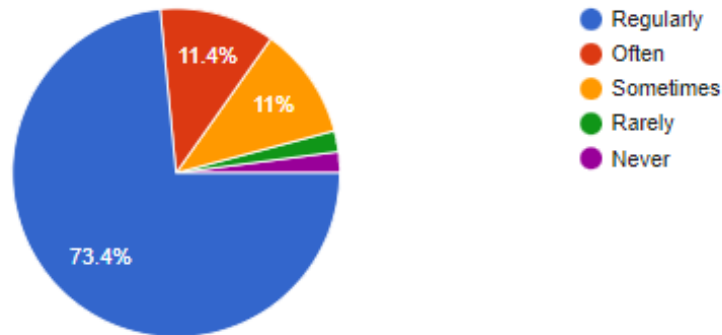
6. Was your performance in assignments discussed with you?

290 responses



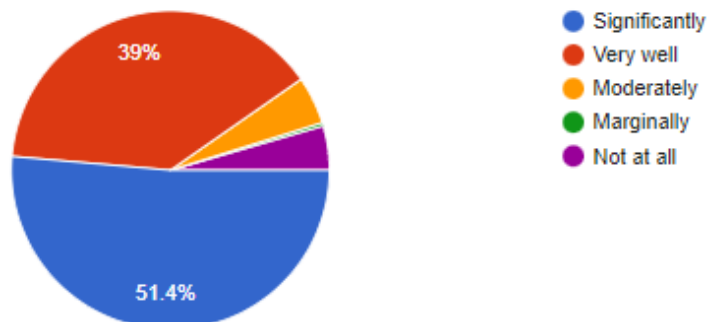
7. The institute takes active interest in promoting internship, student exchange, field visit opportunities for students.

290 responses



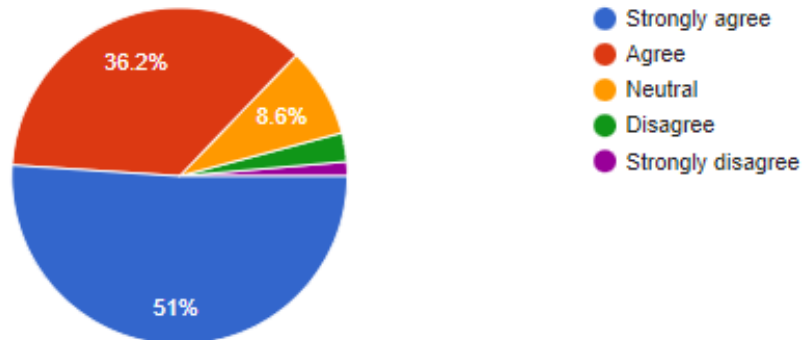
8. The teaching and mentoring process in your institution facilitates you in cognitive, social and emotional growth.

290 responses



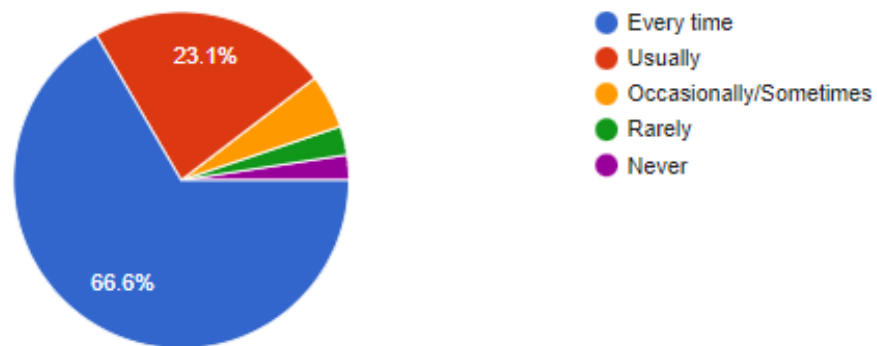
9. The institution provides multiple opportunities to learn and grow.

290 responses



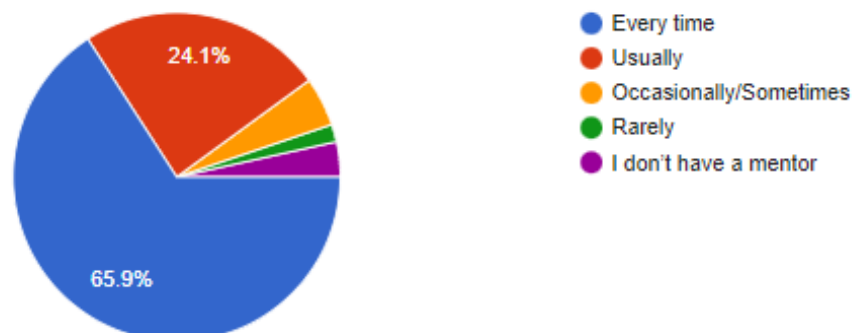
10. Teachers inform you about your expected competencies, course outcomes and programme outcomes.

290 responses



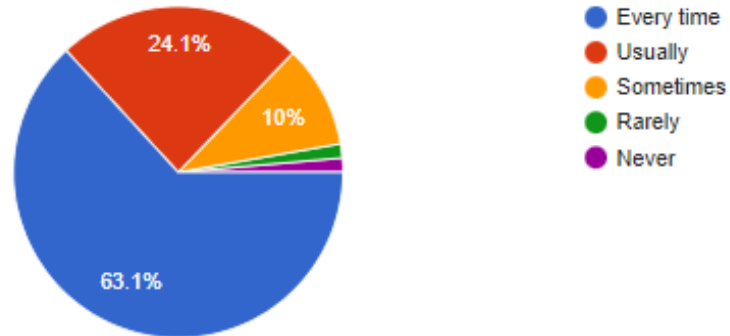
11. Your mentor does a necessary follow-up with an assigned task to you.

290 responses



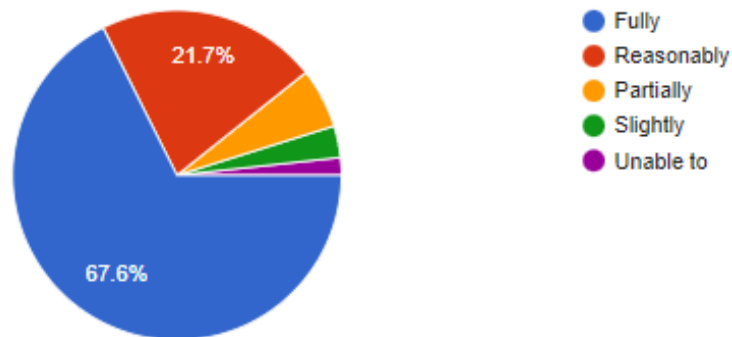
12. The teachers illustrate the concepts through examples and applications.

290 responses



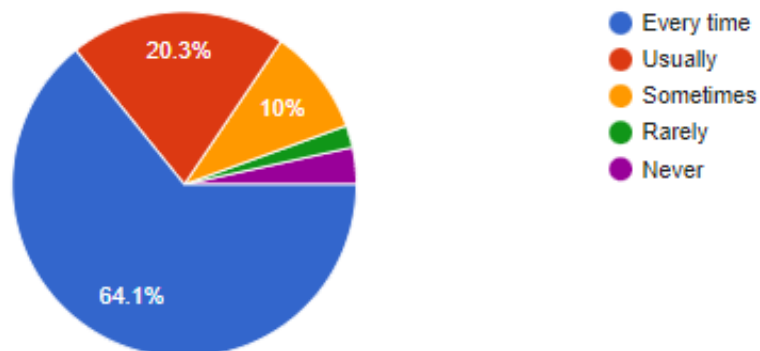
13. The teachers identify your strengths and encourage you with providing right level of challenges.

290 responses



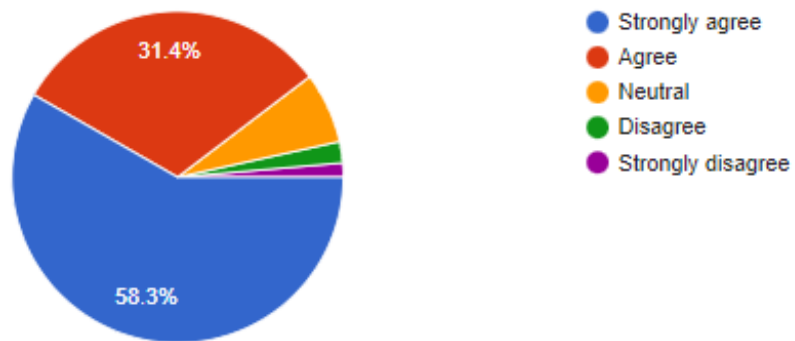
14. Teachers are able to identify your weaknesses and help you to overcome them.

290 responses



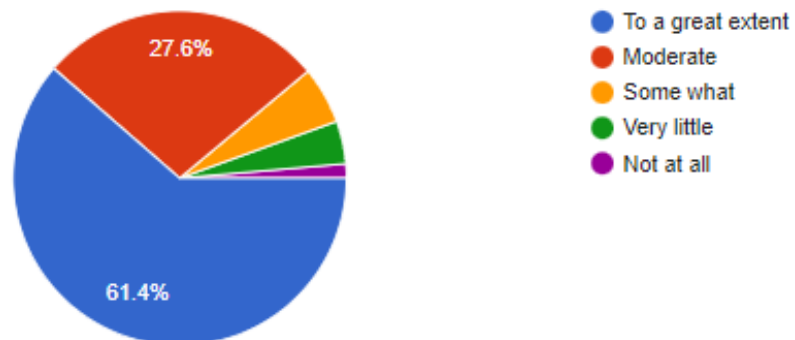
15. The institution makes effort to engage students in the monitoring, review and continuous quality improvement of the teaching learning process.

290 responses



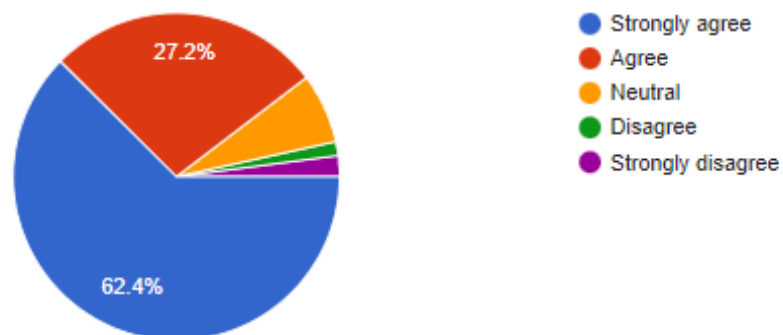
16. The institute/ teachers use student centric methods, such as experiential learning, participative learning and problem solving methodologies for enhancing learning experiences.

290 responses



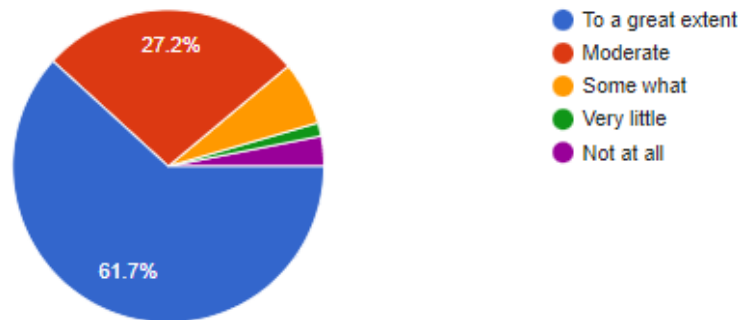
17. Teachers encourage you to participate in extracurricular activities.

290 responses



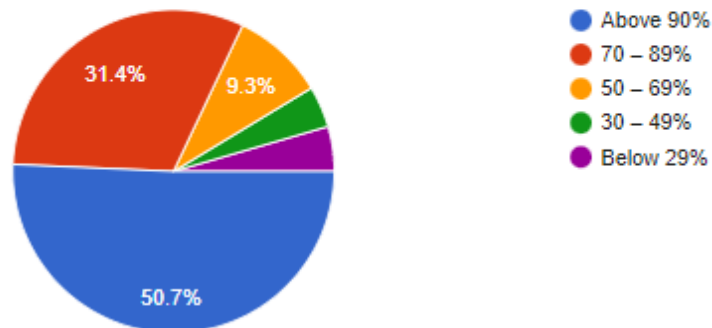
18. Efforts are made by the institute/ teachers to inculcate soft skills, life skills and employability skills to make you ready for the world of work.

290 responses



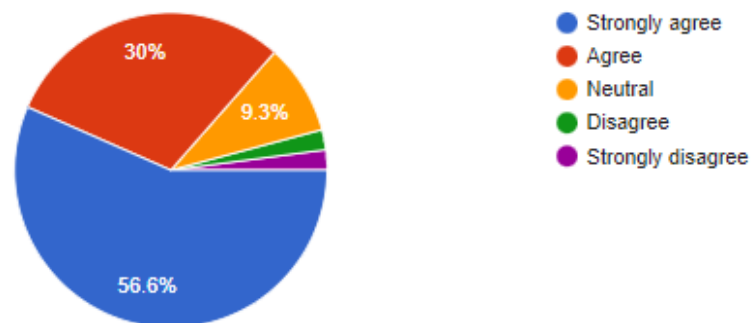
19. What percentage of teachers use ICT tools such as LCD projector, Multimedia, etc. while teaching.

290 responses



20. The overall quality of teaching-learning process in your institute is very good.

290 responses



21. Give three observation / suggestions to improve the overall teaching – learning experience in your institution.

228 responses

1. Increase the no. Of ICT classrooms
2. Their should be a more no. Of reading rooms in the library.
3. Increase the No. Of subject related books in the library.

- 1.increase the number of ICT classrooms
- 2.their should be a more number of reading rooms in Library.
3. Increase the number of subject related books in library and previous year question papers.

- 1)Teachers should use ICT classroom.
- 2) there should be a more no. of reading rooms in the library .
- 3)no. of subject related books should be more in the library.

1. increase the number ICT class room
2. Their should be a more room in library
3. Increase Number subject related book.